

ULTIMATE REALISM



TRACKSIDE
SCENERY

www.tracksidescenery.com

Where the layout ends and the real world begins



Custom Backdrops

Cover photo and model work
Larry Burk



TRACKSIDE
SCENERY

www.tracksidescenery.com

Welcome to Trakside Scenery

TRACKSIDE SCENERY

Model Railroad Products



www.tracksidescenery.com

Custom Backdrops

www.tracksidescenery.com

Welcome aboard!

No other addition or enhancement to your layout of diorama will provide as much interest, realism or depth as a photo-realistic backdrop. We've spent many years developing realistic backdrop scenes that are derived from real location images. Choosing a backdrop style that compliments your scenery or chosen model locale will add much needed life beyond the layout!

Within the many pages of our website you will find plenty of information on the many products and designs that are offered. This booklet is more of an introduction and explanation for the line of backdrops offered by Trakside Scenery.


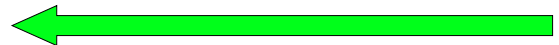


**Click image above to go to video or visit
www.youtube.com/tracksidescenery**

Must have internet connection to view video.
Direct video address is <https://youtu.be/-eJW2jYXrhA>

1ST STOP!

If you have not seen our introduction video, now is a good time. This video explains in detail, the many features of our backdrops



 **TRACKSIDE
SCENERY**

www.tracksidescenery.com

Custom Backdrops:

The term custom could hold many different meanings. We'll assume here that "custom" identifies as a backdrop that is not a standard available backdrop found on the website for immediate purchase. Thus a custom could be any backdrop where there is an addition or deletion of an element that is there or available. This could range from special placement of structures, roads or streams, or lettering. This could also include extending a print down to allow a stream to be dropped or the task of creating a foreground tree line that follows your intended right-of way in a rise or fall fashion.

A lot can be done with many of our existing backdrop series', but, sure, there are some limitations on how far it can be taken. Many of our customers have custom versions of our backdrops from simple one-off single prints to an entire layout filled with custom prints. In some cases, we can manipulate customer provided photos and include portions of an image into our backdrops. If you can imagine it, we might be able to help you with the backdrop system that you envision. Custom backdrops can give you the opportunity to flow your scenery work for a natural appearance.

With that and from a graphic design standpoint, we typically do not create entire multi-print seamless style backdrop systems from scratch using customer photos simply because the costs associated with graphic design. There are exceptions where the customer has a graphic art inclination.

Trackside Scenery is a division of our full service print shop company and we can and do print customer provided photos of various sizes on the same pro finish papers that we print our own works on. Many of these customers use these prints for backdrops.

Custom Projects and Orders:

All custom orders start with contact via phone or email. Typically, a basic overview of the project will be needed for estimates. Once the scope of the project is defined we can work together to come up with a plan for the backdrop system. All custom orders to be pre-paid in full prior to actual project design and printing.

Example of customer with custom print sizes and rise/fall grade profile



Typical procedure.....

Example of custom system

Step 1

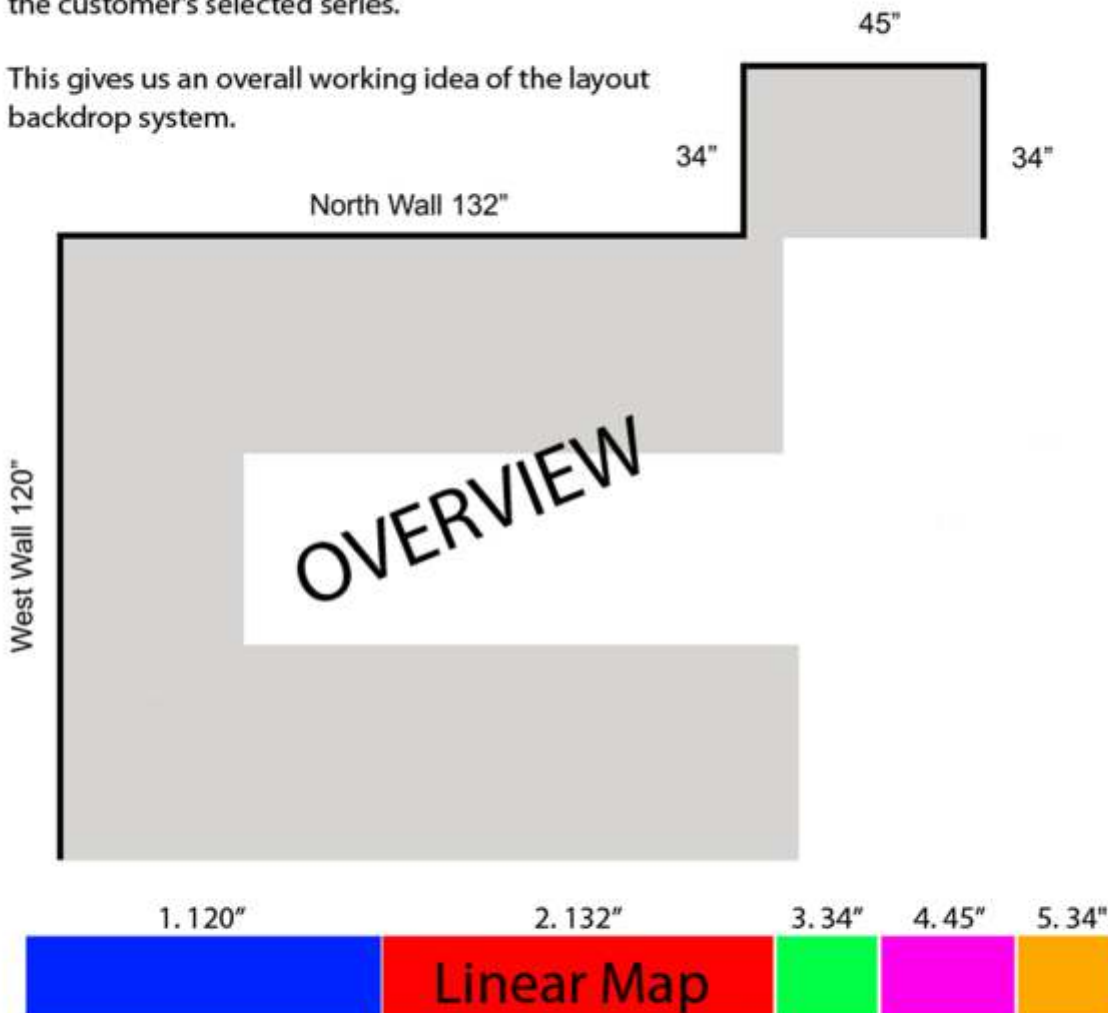
Customer advises layout room has 5 sections (walls)
Desires backdrop to be 28 Inches tall across entire layout.

1. 120"
2. 132"
3. 34"
4. 45"

Step 2

With these dimensions and his explanation of the area, I create a linear map and overview of the layout. Once we have the linear map, we can fill in the base of the backdrops with the customer's selected series.

This gives us an overall working idea of the layout backdrop system.




fill in selected Series

For illustration only. Not representative of this particular project.

Let's Work Together!

In some cases (when applicable and at customer's expense) a 3D view can be created to provide a working illustration prior to finalizing prints.



Online and at your service:

Contact Us Directly:

Website - www.tracksidescenery.com

Email - tracksidescenery@gmail.com

Phone - 304-279-7375 (Normal business hours EST)

Our contact information is on every page of the website at the bottom.



Our Facebook Page:

Updated regularly, we feature not only product announcements, but photos, video, project updates and much more. Located here www.facebook.com/tracksidescenery



Our YouTube Channel:

Here we feature How-To videos, real railfanning, layout tours and much more
Located here - www.youtube.com/tracksidescenery



Our customer photo gallery is full of customer photos showing how they use our products.
Located here > [CUSTOMER PHOTO GALLERY](#)